

THE HOT TUB COLLECTION

www.jacuzzi.co.uk



Imagine the difference a Jacuzzi® hot tub will make in your life. A refuge from the pressures of work, a rejuvenating break from the constant challenges of modern life and a revitalising area for enjoying the company of friends and family. A Jacuzzi® hot tub provides a place for calm respite in your life, and it blends beautifully into your environment. Choose from the luxurious Jacuzzi® Skyline Profile, the brand new Unique hot tub and J-400 Series with graceful, contemporary curves and features or the versatile J-300 Series which defines ergonomics and innovation. Or why not experience the resilient and low maintenance Jacuzzi® J-200 Series. Simply find the perfect place for a Jacuzzi® hot tub in your garden and begin the transformation, outside and within.



Turn everyday into a holiday

ANYTHING ELSE IS JUST A HOT TUB...

REASONS WHY PEOPLE PREFER JACUZZI® HOT TUBS

■ FAMILY

A Jacuzzi® hot tub can become a focal point for all the family. Complete with marine standard entertainment system including CD, Radio, MP3, iPod and USB* connections, your new hot tub can provide hours of fun and a great opportunity to relax and catch up with your loved ones.

■ HYDROTHERAPY

There is no better way to unwind and relax after a hard day than to step into a warm Jacuzzi® hot tub. Hot tub owners know that Jacuzzi hot tubs are the best in the market for one very good reason; Hydrotherapy. Our technological team have been developing innovative hot tubs for over 50 years making us leading experts in hydro massage.

■ EFFICIENCY

All the components used to build Jacuzzi® hot tubs contribute to the overall functionality and efficiency of running it. The acrylic used to form the shape of the hot tub is Tri-Fusion™ layered with ABS and foam to keep the hot tub insulated. This keeps the water at the right temperature longer so you don't need to keep the heater running unnecessarily. The circulation pumps are low energy pumps and circulate the water continuously – which is cheaper than switching on intermittently on a timer and it keeps the water cleaner too. Our new J400 range includes a titanium heater which is not only quieter, but a better heat conductor, meaning it will retain its temperature for longer, saving you money.

■ FILTRATION

Jacuzzi® hot tubs are fitted with a ProClear™ water management system, which manages the flow of the water around your hot tub. Filtration cycles can be set to work around the clock keeping your hot tub water clean. The larger hot tubs have 4 stage filtration systems including water skimmer and ozonator but all Jacuzzi hot tubs include sophisticated filtration systems with large pleated filters that continuously work to trap unwanted debris from the water. Filtration cycles differ depending on range, but all boast high-volume, low-watt circulation pumps, delivering clean water and a low energy bill.

■ BUILT TO LAST

A significant strength of the Jacuzzi® brand is our attention to detail and quality in all our hot tubs. We take pride in features such as the acrylic shell, created using a Tri-fusion™ process making it the strongest in the industry. Our ProEndure™ cabinets are stylish, synthetic and sturdy, meaning they will not fade and are weather resistant.

A strong ProPolymer™ base means that water and bugs are kept outside even from underneath your hot tub. We are so confident in the quality of our hot tubs that we are certified every year to ISO9001 quality standards, recognised quality assurance in over 100 countries.



* J400 Series only



■ **MANUFACTURERS WARRANTY**

Jacuzzi® hot tubs are fully guaranteed against manufacturing defect by Jacuzzi Worldwide HQ. While other brands leave their dealerships to manage warranties and repairs, Jacuzzi Brands Corp knows how important it is to support all of their customers. Each Jacuzzi hot tub carries a warranty including:

	J400/J300	J200/Skyline/Unique
Structure	10 years	5 years
Shell	7 years	4 years
Plumbing	3 years	2 years
Electrical*	3 years	2 years
Cover	1 year	1 year

*excludes ozonator

■ **INNOVATION**

The hot tub industry is one that is forever changing and at Jacuzzi UK, we prefer to be making the changes rather than keeping up with them. We constantly upgrade our hot tub models every year, making them better, more comfortable, better value for money and especially more innovative. In fact, Jacuzzi Brands Corporation has over 250 worldwide patents for advancement in pump systems, jet technology, air controls and product design.

Check out our new J400 range in 2009 – not only have we improved filtration significantly, saving our consumers even more money, but we’ve also launched our first Entertainment System in partnership with JBL. See page 27 for details of these new features.

■ **SATISFIED CUSTOMERS**

It is always fun to hear good news from our customers and their satisfaction with their new Jacuzzi® hot tub. We receive photographs from customers delighted with their new garden feature and we share these locally where possible. You can visit www.jacuzzi.co.uk to register your warranty and benefit from other offers and news updates from Jacuzzi UK. You’ll also find warranty details and product manuals.

■ **HISTORY**

In 1956 Roy Jacuzzi invented a portable hydrotherapy pump which launched an industry. This pump was the beginning of the Jacuzzi® J300 collection. In the 1970’s the Jacuzzi family developed the concept further and designed the first hot tub. With over 50 years of experience in design and hydrotherapy innovation, we never forget the spirit of the Jacuzzi brothers who constantly strived to continue improving the hydrotherapy experience of using a hot tub.

■ **BRAND**

Jacuzzi® is not a product, it’s a brand. The whole world knows our name simply because it is the best you can buy. Do not mistake it for any hot tub however, there are distinct differences that make a Hot Tub Jacuzzi® branded. We’re proud to demonstrate over 50 years of design, hydro-technology and expertise through delivering brand values that are synonymous with supreme quality and luxury. Providing industry support through organisations such as BISHTA and WhatSpa, you can have peace of mind that you can not buy a better hot tub.





“Hydrotherapy is often recommended to patients with arthritis as water provides a range of benefits...” *Annals of Rheumatic Disease* 2003;62;1162-1167

HYDROTHERAPY

For thousands of years, people have been drawn to water that naturally springs from the earth. Relaxing heat, muscle stimulation, and lighter-than-air buoyancy relieve physical burdens and brighten the spirits. Researchers have observed the healing effects of hydrotherapy: improved circulation, decreased joint pain and acceleration of the body's natural healing processes.

■ WHY IT WORKS

Water under pressure from jets can alleviate the muscle tightness produced by stress and anxiety. Warm water is used in physiotherapy to speed recovery from injuries and relieve muscle soreness. From a targeted stream for deep tissue massage to relaxing micro bubbles, Jacuzzi® PowerPro® jets give you a variety of hydrotherapeutic massage types, that improve circulation and promote the flow of endorphins.



■ HOW IT WORKS

Hydrotherapy is the combination of water, heat and air used to promote wellbeing. Water makes us buoyant, reducing body weight by 90%. This greatly eases stress on the body's muscles and joints. Heat dilates blood vessels improving blood flow to sore or damaged tissue. The air propelled through the jets relaxes muscles and alleviates pressure on nerves.

■ WHO CAN BENEFIT

Warm water therapy in a Jacuzzi® hot tub works for people of all shapes, sizes, and stress levels. Some people need a pulsating, strong jet stream for working knots out of large muscles; others crave a soothing, warm water retreat that clears the mind as it relaxes the body. No scientific research is necessary to see the benefits of experiencing intense comfort upon settling into jet-driven warm water; the way stress seems to release itself into the steam and the spring in your step after a hydrotherapeutic session in a Jacuzzi hot tub. The beneficial effects of hydrotherapy could go even further, as it is thought to help ease the symptoms of arthritis, whilst also providing temporary relief from chronic pain and promotes a restful sleep.





WHICH JACUZZI® JETS WILL BENEFIT YOU?



PowerPro® IX Jets
 This illuminating jet creates a dramatic impact. Maximum airflow is combined with high-output LED lighting to create a unique, champagne like effect as the multi-hue light is carried by the bubbles to the water's surface.

Stimulates:
 8 Feet



PowerPro® BX Jets
 These unique jets feature a very high ratio of air-to-water for a soft, soothing effect.

Stimulates:
 7 Calves



PowerPro® FX2 Jets
 Delivering vigorous massage without moving parts, the FX2's distinct spiral action produces a surging stream of air and water that provides intensive hydrotherapy.

Stimulates:
 1 Shoulders 3 Back
 6 Legs 8 Feet




PowerPro® MX2 Jets
 Strategically positioned to deliver a bold massage, the MX2 jets are based on the original Jacuzzi® jet. These next generation jets deliver maximum volume at a higher air-to-water ratio.

Stimulates:
 4 Lower back
 8 Feet

WHAT MAKES A JACUZZI® JET UNIQUE?

Jacuzzi® patented PowerPro® jets are designed to stimulate and deliver the maximum hydrotherapeutic benefits. The performance and positioning of our jets truly determines the quality and comfort you will experience in your hot tub. Our dynamic hot tubs have strategically positioned jets capable of delivering a relaxing, gentle massage or more intensive deep muscle massage by using a 50/50 air-to-water ratio. Every jet has been specifically designed to target the key areas of the body, giving you a hydrotherapy experience unlike any other.



PowerPro® FX2-S Jets

Propelling an extravagant swirl of rejuvenating bubbles, it can transform from a single directional massage to a rotating pattern, creating a luxurious and dual-massage action.

Stimulates:

- 1 Shoulders
- 4 Lower back
- 6 Legs
- 8 Feet



PowerPro® NX2 Jets

Adjustable and directional, they create a high-intensity steady flow of water providing relief and comfort.

Stimulates:

- 2 Sensitive neck area



PowerPro® RX Jets

Unwind with the luxurious spinning action of the RX pampering jet. Covering a large spectrum, it provides premium hydromassage of the key muscles.

Stimulates:

- 3 Back



PowerPro® PX Jets

Providing a gentle pulsating massage that can be adjusted in strength to suit your needs.

Stimulates:

- 5 Hands and wrists

Step into a Jacuzzi® hot tub without any water and you will be convinced that comfort was our first design consideration. All our hot tubs are engineered precisely so you can enjoy a full luxurious massage everytime you use it. Each seat is configured with different jets so you can enjoy a different massage in every seat.



WATER EFFICIENCY

The water used in any Jacuzzi® hot tub is equivalent to between 1 and 2% of the total annual water consumption of a typical 4 bed detached home with a family of 5. If a hot tub is well looked after and the water chemistry is managed efficiently, the need to drain and refill is less frequent. The following components are found in Jacuzzi® hot tubs, which add to water efficiency.

ENERGY-SAVING NON-IMMERSION 3KW HEATER

Features an ultra low-watt density, energy-conserving stainless steel heating element. Water passes over the heater slowly, increasing the efficient transfer of heat to water and reducing mineral buildup. The J400 series features a titanium heater for better heat retention.

PLEATED FILTERS

Drive the ProClear filter system. On larger models one filter is dedicated to the 24-hour circulation system pump, turning the water over an average of 25 times each day. The second filter (not shown) works during normal use for maximum purification.

24-HOUR CIRCULATION PUMP


Operates on 0.5 amp of electricity (same as a standard light bulb) slowly and efficiently moving water through the system. This pump is ideally balanced to work effectively with all components in the system.

PROCLEAR OZONATOR

Optional unit utilizes corona discharge technology. It produces three times the ozone concentration over standard UV-ozone systems. The ProClear process will consistently produce cleaner, clearer water day after day for worry-free use.

PROCLEAR OZONE INJECTOR

Is a patented, unique feature, standard on all Jacuzzi hot tubs, that infuses a steady stream of ozone into the water to boost purification.



ANNUAL RUNNING COSTS START AT JUST

Energy usage calculations include initially heating the tub to 38°C four times a year, maintenance of 38°C with allowances for heat loss through the shell, cover and via evaporation plus the energy used to power pumps and filters.

J210	£3.71 per week
J345	£4.87 per week
J480	£5.17 per week

Source: RSK Group January 2008

ENERGY SAVING

The energy used in a Jacuzzi® hot tub equates to between 5 and 6% of the total annual energy consumption of a typical 4 bed detached home with a family of 5. The superior build quality and attention to insulation means that Jacuzzi® hot tubs are among the most efficient in the industry.

■ PROTECH CONTROL SYSTEM

The easy-to-use control panel lets you maximise energy cost savings with precise programming of filtration cycles and temperature ranges.

Operation is simple. You choose the ideal temperature, set it, and your hot tub is ready at any time. The control panel allows you to lock in your settings to prevent unauthorised access.

■ JET PUMPS

Energy-efficient pumps produce high-performance jet power cost effectively. By creating a strong and reliable flow through every jet, the jet pumps create a vigorous massage action while the low-amp circulation pump works steadily to ensure clean, hot water is always available.



■ 24-HOUR CIRCULATION PUMP

Engineered to heat, filter, and sanitise in a highly efficient way, the Jacuzzi® circulation pump also transfers heat created by the motor to the water, adding to the cost savings.



Quiet and consistent, this low-speed pump helps maintain uniform water temperature as well as clean, clear water quality. (J-300 and J-400 Series only).

■ FULL-FOAM INSULATION

A Jacuzzi® hot tub combines two different types of foam to insulate working components. High-density foam surrounds the equipment and a lighter insulating foam between the interior and cabinet, helps lower costs and conserves energy by reducing heat loss.


■ LOW WATT HEATING

Jacuzzi® hot tubs are heated via an ultra low-watt density energy-conserving heating element. Water passes over the heater slowly, increasing the efficient transfer of heat to water and reducing mineral build up. Jacuzzi® hot tubs feature the right number of jets to deliver a targeted massage, without requiring too much pipework. This also helps keep heating costs to a minimum.



ENVIRONMENT

The Jacuzzi® hot tub factory is a leading modern facility utilising a Thermal Regenerative Oxidiser during production; a greener practise which neutralises 99% of off gases that might ordinarily be released into the environment and contaminate ground water.












Okume Panels

COLOUR COMBINATIONS AVAILABLE

Interior Finish	Interior Finish	Interior Finish	Exterior Finish	
				
White	Silver Pearl	Ocean Blue	Wenge*	Okume Marine Quality
Covers	Covers			
				
Blue	White			

* internal installations only

UNIQUE

Unique by name and certainly by nature, this is the first Jacuzzi® hot tub fitted with an overflow and emptying method, allowing you to choose whether to enjoy your massage indoors or outdoors. It is compact and small with clean straight lines and distinctive wooden panels that add striking elegance. Three ergonomic seats offer different hydrotherapeutic massages and an advanced filtration and cleaning system keeps your water cleaner for longer. You'll love the stark minimalist design of this new hot tub.



FEATURES OF THE JACUZZI® UNIQUE INCLUDE

- Seats 3 people
- 14 jets + 10 Blowers
- Overflow & emptying method make it suitable for indoor & outdoor use
- Minimalist waterfall design
- Audio system with subwoofer, bluetooth® device and SONY MP3 Player
- Fabric insulating cover
- Ozonator included
- Integrated stainless steel handles



NEW

Wenge Panels




SKYLINE SERIES



SKYLINE PROFILE™


Crafted to order in Italy, this innovative hot tub allows you to experience the luxurious deep immersion and beauty of a commercial infinity pool in your own garden. Hidden audio system and controls give a seamless surface and a contemporary look to this stunning hot tub that is encased in an Okoume, marine wood surround. The aromatherapy holder incorporated within the hot tub allows you to relax in the aroma of your favourite essence and our collection of fragrance beads add a new dimension to your hydrotherapy experience.



FEATURES OF THE JACUZZI® PROFILE™ INCLUDE

- Seats 5-6 people
- 31 jets - 2 Pumps
- 5 Massage seats
- LED ProLites System
- 'Insound' Stereo System with Auxiliary MP3 jack
- Aromatherapy holder
- Ozonator included
- 24hr filtration


COLOUR COMBINATIONS AVAILABLE



J-400 SERIES

FEATURES OF THE JACUZZI® J-400 SERIES INCLUDE

Beautiful WaterColour™ Waterfalls – the raised back design creates a dramatic cascade of water which you can sit under and enjoy a soothing neck and shoulder massage.



Full compliment of PowerPro™ Jets from MX2 deep tissue massage jets and FX2-S spinning jets to NX2 neck jets and IX foot jets, for an all-over hydrotherapy massage.



ProLites™ LED Lighting system including lit drink holders, 7 light colours, random rotating colours, 3 brightness levels, low energy LEDs that last for 100,000 hours.



ProClear™ Water Management System including ProStream™ 24 hour circulation pump with silent operation, high volume floating skimmer, a pleated 60 sq ft filter, 40 sq ft filter, ProCatch™ filter bag and CD Ozonator to reduce chemical use.



Sing as you soak using Jacuzzi® exclusive J-1000™ Audio System with iPod Docking station, powered by JBL. Includes 1GB hard drive, CD/MP3 Player, AM-FM radio and powered subwoofer.



J-480CD

The J-480CD model showcases the series dramatic curved profile. Behind the WaterColour™ waterfall feature, the shaped acrylic edge creates a vertical drop that highlights the effect – so you can relax as water flows over your shoulders.

The asymmetrical lines of the J-480CD present a fresh hot tub silhouette, unlike any other. This top of the range Jacuzzi® hot tub, showcases more jets than any other hot tub in the collection.



FEATURES OF THE J-480CD INCLUDE

- Seats 6 people
- 48 PowerPro® jets
- Powerpro® Therapy Lounger seat
- Illuminated PowerPro® IX jet, WaterColour™ waterfalls, logo light & headrests
- 2 WaterColour™ waterfalls
- Exclusive J-1000™ Audio System and Docking Station for iPod®



J-470CD

Comfort comes in your size, with seats in a variety of depths. Our Jacuzzi® hot tub designers build in features to personalise the home hot tub experience. Seats are moulded to support the body, in the J-470CD every seat is designed for easy access to the foot jets as well. Highly-effective neck jets and five of the new vigorous Jacuzzi® PowerPro® FX2 jets are featured in this spacious hot tub.



FEATURES OF THE J-470CD INCLUDE

- Seats 6-7 people
- 39 PowerPro® jets
- Illuminated PowerPro® IX Jet, WaterColour™ waterfalls logo light & headrests
- 2 WaterColour™ waterfalls
- Exclusive J-1000™ Audio System and Docking Station for iPod®



J-465CD

Featuring tension relieving neck jets, adjustable pillows, interior lighting, and upgraded Aquasound stereo system and a total of 37 jets, the J-465CD hot tub offers the ultimate hydrotherapy experience, whether relaxing with friends or family at the weekend or rejuvenating tired muscles at the end of a long day.

Not only does the system deliver versatility and power to the jets, but it is energy efficient and durable, it is distinguished by a single WaterColour™ waterfall and a full-body lounge.



FEATURES OF THE J-465CD INCLUDE

- Seats 4-5 people
- 37 jets
- ProAir™ Lounge seat
- Illuminated PowerPro® IX Jet, WaterColour™ waterfall, logo light & headrests
- 1 WaterColour™ waterfall
- Exclusive J-1000™ Audio System and Docking Station for iPod®



J-460CD

J-460CD is good for your environment. A relaxing hydromassage in a J-460CD model can help you renew the energy drained away by stress and fatigue. Hydrotherapy is known to promote better sleep habits and relieve muscle tension. New varieties of hydrotherapy jets are featured in the J-460CD, including the illuminated PowerPro IX Jet. Think of the J-460 as a personal meditation area and therapy centre (also works well for parties of five).

J-460CD is a low profile hot tub with all the luxuries you would expect from a top of the range J400 series.



FEATURES OF THE J-460CD INCLUDE

- Seats 5 people
- 33 jets
- Illuminated PowerPro® IX Jet, WaterColour™ waterfall, logo light & headrests
- 1 WaterColour™ waterfall
- Exclusive J-1000™ Audio System and Docking Station for iPod®




J-300 SERIES

FEATURES OF THE JACUZZI® J-300 SERIES INCLUDE

■ ProAir™ Lounger seat designed to deliver invigorating, therapeutic relief. FX2 spinning jets massage the neck and back, while new BX jets target the calves with a rejuvenating bubbling effect.



■ Water Rainbow™ waterfall with its curved edge creates a dramatic cascade of water. The stream is fully adjustable and a selection of backlight colours adds a calming effect that co-ordinates with new high-intensity interior spa lighting.



■ ProTech™ Control system allows you to customise the water and air pressure as well as select various jet patterns. Control costs by programming filtration cycles and temperature, and lock in your settings to prevent unauthorised access.



■ ProClear™ Water Management System including ProStream™ 24 hour circulation pump with silent operation, high volume floating skimmer, ProCatch™ filter bag and CD Ozonator to reduce chemical use.



■ AquaSound™ Audio System with auxiliary MP3 jack and Subwoofer is complete with high-fidelity, marine grade speakers, an AM-FM radio and CD player. Also features a water-resistant wireless remote.





J-375CD

When you think of the perfect hot tub, do you hear music playing? Many do, that's why we've added the AquaSound Stereo CD System for your listening pleasure. Turn on the colour-lit Water Rainbow® waterfall to set the mood after dark. On a more practical note, the J-375CD seats up to six adults, with 46 PowerPro® jets providing plenty of massage action.



FEATURES OF THE J-375CD INCLUDE

- Seats 6 people
- 46 jets
- ProAir Therapy Lounger
- ProLites™ LED lighting package
- 4 Headrests
- 1 Water Rainbow® waterfall
- AquaSound Stereo System with Auxiliary MP3 jack and wireless remote
- Stainless Steel jet face plates



J-365CD

A foot massage will give anyone a new lease of life. The J-365CD is famous for just that. After a tough day at work or school, sink into one of four therapy seats, slide your feet close to the foot jets, and lean your head on the cushioned headrest. Soon you'll start to feel like yourself again. The J-365CD offers the Water Rainbow® waterfall, foot jets, four therapy seats, and room for six adults.



FEATURES OF THE J-365CD INCLUDE

- Seats 6-7 people
- 32 Jets
- ProLites™ LED lighting package
- 4 Headrests
- 1 Water Rainbow® waterfall
- AquaSound Stereo System with Auxiliary MP3 jack and wireless remote
- Stainless Steel jet face plates



J-355CD

On starry nights or lazy afternoons, you can kick back and relax in this gracefully styled hot tub that is ideal for hydrotherapy sessions. Large enough for up to six adults, its 40 PowerPro® jets deliver versatile warm-water massage combinations. Easy to care for and highly durable, you'll find the J-355CD provides pleasure now and for years to come. So come home and relax by yourself or with family and friends in the J-355CD.



FEATURES OF THE J-355CD INCLUDE

- Seats 5-6 people
- 40 jets
- ProAir Lounger
- ProLites™ LED lighting package
- 3 Headrests
- 1 Water Rainbow® waterfall
- AquaSound Stereo System with Auxiliary MP3 jack and wireless remote
- Stainless Steel jet face plates





J-345CD

There's nothing like relaxing into a warm hot tub on a cold winter's evening, after a long walk warm yourself up in your own garden. The J-345CD will warm and loosen muscles and joints with an invigorating hydrotherapeutic massage. Plus, our ProClear Water Management System delivers crystal clear water with minimum chemical maintenance. One more reason to relax – its locking control panel prevents anyone from interfering with the settings.



FEATURES OF THE J-345CD INCLUDE

- Seats 4-5 people
- 27 jets
- ProLites™ LED lighting package
- 4 Headrests
- 1 Water Rainbow® waterfall
- AquaSound Stereo System with Auxiliary MP3 jack and wireless remote
- Stainless Steel jet face plates



J-335CD

Pamper yourself. Targeted jets will spoil your feet, calves, back and shoulders making you long to indulge them again. The J-335CD includes a lounge seat, the famous Jacuzzi® Water Rainbow® waterfall, and an easy-to-reach control panel that lets you set your own temperature, massage and lighting preferences. And its jet-driven, warm-water massage is a natural beauty treatment. Suddenly, life is beautiful in the J-335CD.



FEATURES OF THE J-335CD INCLUDE

- Seats 4-5 people
- 36 jets
- ProAir Lounger with 12 BX 'bubler jets'
- ProLites™ LED lighting package
- 4 Headrests
- 1 Water Rainbow® waterfall
- AquaSound Stereo System with Auxiliary MP3 jack and wireless remote
- Stainless Steel jet face plates



J-325™

Many choose the J-325™ because it supplies a superior filtration system, unique cascading waterfall and renowned PowerPro® jets at an affordable price. So if you need help winding down from a day at the office or a workout at the gym, step into the J-325™.



FEATURES OF THE J-325™ INCLUDE

- Seats 4-5 people
- 15 jets including angled FX2 jets
- ProLites™ LED lighting package
- 4 Headrests
- 1 Water Rainbow® waterfall
- Stainless Steel jet face plates



J-315™

Young couples, best friends, and those whose children have now left home all love the J-315™. This compact hot tub proves itself by delivering the deluxe features, the patented PowerPro® jet system, 24-hour water purification, LED underwater lighting, and a Water Rainbow® waterfall, in a small footprint. Move the J-315™ into your garden with ease. Making the old adage true, good things do come in small packages.



FEATURES OF THE J-315™ INCLUDE

- Seats 3 people
- 13 Powerpro® jets
- Neck jets
- 3 Headrests
- 1 Water Rainbow® waterfall
- Stainless Steel jet face plates



J-200 SERIES

FEATURES OF THE JACUZZI® J-200 SERIES INCLUDE

- Classic Jet Collection designed to deliver a soothing gentle massage or a stimulating therapeutic experience. All jets are strategically located to target specific muscle groups.



- Adding to the calming effect and beauty of your hot tub, the Classic Waterfall feature casts light from surrounding pinlights across the water.



- Classic Lighting package including 22 perimeter lights, waterfall feature lights and additional foot well lighting that not only enhance the experience but help when entering and exiting the hot tub.



- Optional Classic Stereo system including AM/FM radio, CD player and 4 marine grade waterproof speakers.






J-280CD

The J-280CD easily seats six adults and offers factory-installed options of a marine-grade stereo or LED lighting for the waterfall, foot well and the interior perimeter. Standard equipment includes 44 jets with six variations allowing for the perfect massage for every one of your family or friends. Five cup holders, four pillows and top side controls are also standard on the J-280CD.



FEATURES OF THE J-280CD INCLUDE

- Seats 6-7 people
- 44 jets
- 4 Headrests
- 1 Classic Waterfall
- Classic Stereo System
- 22 Surrounding Pin Lights
- Stainless Steel jet face plates



J-270CD

The J-270CD seats six adults and includes lounge seating with 14 jets that target the shoulder, back and leg areas. The J-270CD comes with several standard features not found on ordinary hot tubs: three pillows, a waterfall, four drink holders and two powerful pumps.



FEATURES OF THE J-270CD INCLUDE

- Seats 6 people
- 42 jets
- Full-body Lounger Seating
- 3 Headrests
- 1 Classic Waterfall
- Classic Stereo System
- 22 Surrounding Pin Lights
- Stainless Steel jet face plates



J-230CD

If an abundance of jets is what you crave, the J-230CD is for you. With 25 jets, the J-230CD is a jet lover's paradise, all in an exquisite hydrotherapy setting for five. Rest your head against one of the three pillows for optimum relaxation. Rejuvenate, spend quality time with family, and entertain friends.



FEATURES OF THE J-230CD INCLUDE

- Seats 5 people
- 25 jets
- Full-body Lounger Seating
- 3 Headrests
- 1 Classic Waterfall
- 22 Surrounding Pin Lights
- Classic Stereo System
- Stainless Steel jet face plates



Move freely in the barrier-free seating of the J-210™ as you relax, stretch, and socialise. This circular hot tub is perfect for a party of four and offers four specific therapy stations. Compact and easy to move, you can find just the right place for it to create an oasis for conversation and relaxation.



FEATURES OF THE J-210™ INCLUDE

- Seats 4 people
- 19 jets
- Digital LED Control Panel
- Footmound and adjustable diverting whirlpool jet






ACRYLIC CHOICES



PLATINUM



OPAL



SILVER PEARL



SAHARA



SAND



DESERT SAND



COBALT



GRAPHITE

HOT TUB COLOUR OPTIONS




■ SPA SHELLS

The Jacuzzi TriFusion System™ produces a durable acrylic spa shell that is eight times stronger than conventional shells. The top layer of acrylic is available in a choice of colours and textures that hold their beauty for years.


■ PRO ENDURE CABINETRY

ProEndure™ synthetic wood cabinetry is durable and UV-resistant. Sturdy, locking covers co-ordinate with the look of the hot tubs and are customised to fit the new spa moulds.

SKIRTING AND COVER CHOICES



HARVEST WHEAT



AUTUMN RED



DRIFTWOOD



ROASTED CHESTNUT



HARVEST WHEAT



ROASTED CHESTNUT



DRIFTWOOD



ROASTED CHESTNUT

SPECIFICATIONS



JACUZZI® PROFILE/UNIQUE SPECIFICATION



JACUZZI® PROFILE

UNIQUE

Overview			Overview																						
Seating Capacity	5-6 Adults	3 Adults	Seating Capacity																						
Dimensions	239cm x 215cm x 93cm	190cm x 150cm x 80cm	Dimensions																						
Water Capacity	1,600 Litres	750 Litres	Water Capacity																						
Dry Weight	360 kg	240 kg	Dry Weight																						
Filled Weight	2,240 kg	1,230 kg	Filled Weight																						
Pump 1	1 speed	2 speed	Pump 1																						
Pump 2	1 speed	—	Pump 2																						
—	—	—	Circulation Pump																						
Circulation Pump	Yes	—	Diverter Valves																						
Diverter Valves	—	—	Filters																						
Filters	1-100 sq. ft.	1-100 sq. ft.	Electrical Requirements																						
Electrical Requirements	(50 hz) 220-240V @ 20A, 30A or 40A	(50 hz) 220-240V @ 20A, 30A or 40A	Heater																						
Heater	3kW	2kW	Jets																						
Jets			Electrical Requirements																						
Total PowerPro® Jets	31	14	Heater																						
PowerPro® Jet Details	<table border="1"> <tr><td>MX2</td><td>1</td></tr> <tr><td>FX</td><td>8</td></tr> <tr><td>RX</td><td>6</td></tr> <tr><td>NX2</td><td>13</td></tr> <tr><td>FX2</td><td>3</td></tr> </table>	MX2	1	FX	8	RX	6	NX2	13	FX2	3	<table border="1"> <tr><td>MX2</td><td>—</td></tr> <tr><td>FX</td><td>4</td></tr> <tr><td>RX</td><td>2</td></tr> <tr><td>NX2</td><td>6</td></tr> <tr><td>FX2</td><td>2</td></tr> <tr><td>BLOWERS</td><td>10</td></tr> </table>	MX2	—	FX	4	RX	2	NX2	6	FX2	2	BLOWERS	10	Jets
MX2	1																								
FX	8																								
RX	6																								
NX2	13																								
FX2	3																								
MX2	—																								
FX	4																								
RX	2																								
NX2	6																								
FX2	2																								
BLOWERS	10																								
Features			Total PowerPro® Jets																						
Lighting	Coloured Light System	Coloured Light System	PowerPro® Jet Details																						
Headrests	1	3	Features																						
Waterfalls	—	—	Lighting																						
Stereo	'Insound' Stereo System with Auxiliary MP3 jack	'Insound' Stereo System with Auxiliary MP3 jack	Headrests																						
Lounger Seating	Yes	Yes	Waterfalls																						
Ozonator	Yes	Yes	Stereo																						
			Lounge Seating																						

J-400 SERIES SPECIFICATION



J-480CD	J-470CD	J-465CD	J-460CD
6 Adults	6-7 Adults	4-5 Adults	4-5 Adults
239cm x 239cm x 112cm	231cm x 231cm x 109cm	224cm x 224cm x 109cm	226cm x 196cm x 86cm
2,158 Litres	2,025 Litres	1,817 Litres	1,548 Litres
431 kg	417 kg	370 kg	340 kg
2,589 kg	2,443 kg	2,187 kg	1,889 kg
1 speed – 2.0 continuous hp (2.6 brake hp*)	1 speed – 2.0 continuous hp (2.6 brake hp*)	1 speed – 2.0 continuous hp (2.6 brake hp*)	1 speed – 2.0 continuous hp (2.6 brake hp*)
1 speed – 2.0 continuous hp (2.6 brake hp*)	1 speed – 2.0 continuous hp (2.6 brake hp*)	1 speed – 2.0 continuous hp (2.6 brake hp*)	1 speed – 2.0 continuous hp (2.6 brake hp*)
Yes	Yes	Yes	Yes
2	2	1	1
ProClear® II Filtration System with ProClear® Skimmer and ProCatch filter	ProClear® II Filtration System with ProClear® Skimmer and ProCatch filter	ProClear® II Filtration System with ProClear® Skimmer and ProCatch filter	ProClear® II Filtration System with ProClear® Skimmer and ProCatch filter
(50 hz) 230-240V @ 20A, 30A or 40A	(50 hz) 230-240V @ 20A, 30A or 40A	(50 hz) 230-240V @ 20A, 30A or 40A	(50 hz) 230-240V @ 20A, 30A or 40A
Titanium 2.7kW	Titanium 2.7kW	Titanium 2.7kW	Titanium 2.7kW
48	39	37	33
MX2 3	MX2 3	MX2 5	MX2 5
FX 22	FX 20	FX 10	FX 14
RX 6	RX 6	RX 6	RX 4
IX 1	IX 1	IX 1	IX 1
NX2 4	NX2 4	NX2 4	NX2 -
FX2S 6	FX2S 6	FX2S 7	FX2S 5
PX 6		PX 4	PX 4
Illuminated PowerPro® IX jet, waterfalls, and logo light	Illuminated PowerPro® IX jet, waterfalls, and logo light	Illuminated PowerPro® IX jet waterfalls, and logo light	Illuminated PowerPro® IX jet waterfalls, and logo light
4	4	4	4
2 WaterColour™ waterfalls	2 WaterColour™ waterfalls	1 WaterColour™ waterfall	1 WaterColour™ waterfall
J1000™ Audio System with iPod® Docking Station	J1000™ Audio System with iPod® Docking Station	J1000™ Audio System with iPod® Docking Station	J1000™ Audio System with iPod® Docking Station
ProAir Lounger	—	ProAir Lounger	ProAir Lounger



	J-375™	J-365™	J-355™
Overview			
Seating Capacity	6 Adults	6-7 Adults	5-6 Adults
Dimensions	231cm x 231cm x 97cm	231cm x 213cm x 97cm	231cm x 213cm x 97cm
Water Capacity	2,006 Litres	1,893 Litres	1,836 Litres
Dry Weight	435 kg	403 kg	400 kg
Filled Weight	2,442 kg	2,295 kg	2,236 kg
Pump 1	2 speed – 2.0 continuous hp (3.0 brake hp*)	2 speed – 2.0 continuous hp (3.0 brake hp*)	2 speed – 2.0 continuous hp (3.0 brake hp*)
Pump 2	1 speed – 2.0 continuous hp (2.6 brake hp*)	1 speed – 2.0 continuous hp (2.6 brake hp*)	1 speed – 2.0 continuous hp (2.6 brake hp*)
—	—	—	—
Circulation Pump	Yes	Yes	Yes
Diverter Valves	2	2	2
Filters	2-60 sq. ft.	2-60 sq. ft.	2-60 sq. ft.
Electrical Requirements	(50 hz) 230-240V @ 20A, 30A or 40A	(50 hz) 230-240V @ 20A, 30A or 40A	(50 hz) 230-240V @ 20A, 30A or 40A
Heater	2.7kW Stainless Steel	2.7kW Stainless Steel	2.7kW Stainless Steel
Jets			
Total ProwerPro® Jets	46	32	40
ProwerPro® Jet Details	MX	5	5
	FX	21	19
	NX2	4	4
	FX2S	4	12
	BX	12	
Features			
Lighting	LED ProLites System	LED ProLites System	LED ProLites System
Headrests	4	4	3
Waterfalls	1 Water Rainbow® waterfall	1 Water Rainbow® waterfall	1 Water Rainbow® waterfall
Stereo	AquaSound Stereo System with Auxiliary MP3 jack	AquaSound Stereo System with Auxiliary MP3 jack	AquaSound Stereo System with Auxiliary MP3 jack
Lounger Seating	ProAir Lounger	—	ProAir Lounger

J-300 SERIES SPECIFICATION



J-345™	J-335™	J-325™	J-315™
4-5 Adults	4-5 Adults	4-5 Adults	2-3 Adults
213cm x 213cm x 91cm	213cm x 213cm x 91cm	193cm x 213cm x 86cm	193cm x 168cm x 81cm
1,734 Litres	1,715 Litres	1,628 Litres	1037 Litres
373 kg	368 kg	270 kg	227 kg
2,107 kg	2,083 kg	1,897 kg	1264 kg
2 speed – 2.0 continuous hp (3.0 brake hp*)	2 speed – 2.0 continuous hp (3.0 brake hp*)	2 speed – 2.0 continuous hp (3.0 brake hp*)	2 speed – 2.0 continuous hp (3.0 brake hp*)
1 speed – 2.0 continuous hp (2.6 brake hp*)	1 speed – 2.0 continuous hp (2.6 brake hp*)	—	—
—	—	—	—
Yes	Yes	Yes	Yes
2	1	1	1
2-60 sq. ft.	2-60 sq. ft.	2-60 sq. ft.	2-60 sq. ft.
(50 hz) 230-240V @ 20A, 30A or 40A	(50 hz) 230-240V @ 20A, 30A or 40A	(50 hz) 230-240V @ 20A or 30A	(50 hz) 230-240V @ 20A or 30A
2.7kW Stainless Steel	2.7kW Stainless Steel	2.7kW Stainless Steel	2.7kW Stainless Steel
27	36	15	13
MX 5 FX 18 FX2S 4	MX 2 FX 18 FX2S 4 BX 12	FX 4 FX2S 11	FX 6 FX2S 7
LED ProLites System	LED ProLites System	LED ProLites System	LED ProLites System
4	4	4	3
1 Water Rainbow® waterfall	1 Water Rainbow® waterfall	1 Water Rainbow® waterfall	1 Water Rainbow® waterfall
AquaSound Stereo System with Auxiliary MP3 jack	AquaSound Stereo System with Auxiliary MP3 jack	Not Available	Not Available
—	ProAir Lounger	—	Therapy Lounger

Note

All dimensions are approximate. Hot tub volume is based on average fill. Specifications are subject to change without notice.

*Horsepower (bhp) is the actual horsepower delivered to the pump shaft. Source: ITT Goulds Pumps, Centrifugal Pump Fundamentals.



	J-280™	J-270™	J-230™																														
Overview																																	
Seating Capacity	6-7 Adults	6 Adults	5 Adults																														
Dimensions	231cm x 231cm x 94cm	231cm x 231cm x 94cm	213cm x 213cm x 91cm																														
Water Capacity	2,041 Litres	2,006 Litres	1,742 Litres																														
Dry Weight	369 kg	369 kg	291kg																														
Filled Weight	2,409 kg	2,375 kg	2,032 kg																														
Pump 1	2 speed – 2.0 continuous hp (2.6 brake hp*)	2 speed – 2.0 continuous hp (2.6 brake hp*)	2 speed – 2.0 continuous hp (3.0 brake hp*)																														
Pump 2	1 speed – 2.0 continuous hp (3.0 brake hp*)	1 speed – 2.0 continuous hp (3.0 brake hp*)	—																														
—	—	—	—																														
Circulation Pump	Yes	Yes	Yes																														
Diverter Valves	—	—	—																														
Filters	95 sq. ft.	95 sq. ft.	95 sq. ft.																														
Electrical Requirements	(50 hz) 230-240V @ 20A, 30A or 40A	(50 hz) 230-240V @ 20A, 30A or 40A	(50 hz) 230-240V @ 20A or 30A																														
Heater	2.7kW	2.7kW	2.7kW																														
Jets																																	
Total J-200 Jets	44	42	25																														
Jet Details	<table border="0"> <tr><td>Classic Whirl</td><td>1</td></tr> <tr><td>Classic Luxury</td><td>13</td></tr> <tr><td>Classic Euro Direct</td><td>8</td></tr> <tr><td>Classic Euro</td><td>16</td></tr> <tr><td>Classic Mini</td><td>6</td></tr> </table>	Classic Whirl	1	Classic Luxury	13	Classic Euro Direct	8	Classic Euro	16	Classic Mini	6	<table border="0"> <tr><td>Classic Whirl</td><td>1</td></tr> <tr><td>Classic Luxury</td><td>10</td></tr> <tr><td>Classic Euro Direct</td><td>6</td></tr> <tr><td>Classic Euro</td><td>14</td></tr> <tr><td>Classic Pulsator</td><td>4</td></tr> <tr><td>Classic Mini</td><td>7</td></tr> </table>	Classic Whirl	1	Classic Luxury	10	Classic Euro Direct	6	Classic Euro	14	Classic Pulsator	4	Classic Mini	7	<table border="0"> <tr><td>Classic</td><td>7</td></tr> <tr><td>Classic Luxury</td><td>12</td></tr> <tr><td>Classic Pulsator</td><td>2</td></tr> <tr><td>Classic Mini</td><td>4</td></tr> </table>	Classic	7	Classic Luxury	12	Classic Pulsator	2	Classic Mini	4
Classic Whirl	1																																
Classic Luxury	13																																
Classic Euro Direct	8																																
Classic Euro	16																																
Classic Mini	6																																
Classic Whirl	1																																
Classic Luxury	10																																
Classic Euro Direct	6																																
Classic Euro	14																																
Classic Pulsator	4																																
Classic Mini	7																																
Classic	7																																
Classic Luxury	12																																
Classic Pulsator	2																																
Classic Mini	4																																
Features																																	
Lighting	Classic Lighting	Classic Lighting	Classic Lighting																														
Headrests	4	3	3																														
Waterfalls	1 Classic Waterfall	1 Classic Waterfall	1 Classic Waterfall																														
Stereo	Classic Stereo System	Classic Stereo System	Classic Stereo System																														
Lounger Seating	—	Full-body lounger	Full-body lounger																														

J-200 SERIES SPECIFICATION



J-210™

4 Adults

198cm x 91cm

1,128 Litres

227 kg

1,355 kg

2 speed – 2.0 continuous hp
(3.0 brake hp*)

—

—

—

1

50 sq. ft.

(50 hz) 230-240V
@ 20A or 30A

2.7kW

19

Diverter	3
----------	---

Luxury	4
--------	---

Micro	10
-------	----

Euro	4
------	---

LED Lighting

—

—

—

—



Note

All dimensions are approximate. Hot tub volume is based on average fill. Specifications are subject to change without notice.

*Horsepower (bhp) is the actual horsepower delivered to the pump shaft. Source: ITT Goulds Pumps, Centrifugal Pump Fundamentals.

SO YOU HAVE DECIDED TO BUY A JACUZZI® HOT TUB...

You may need to find out where to buy your hot tub from, so as a start we recommend that you visit www.jacuzzi.co.uk and click through to the hot tubs section. Go to our Retailer Locator and you will be able to find your closest Jacuzzi® hot tub retailer. We are proud to work with so many Jacuzzi Authorised Retailers nationwide and it is encouraging that the number of Jacuzzi hot tub retailers continue to grow even in difficult times. Use the 'Call Me' feature or find the retailer contact details from our website.

Your local Jacuzzi Authorised Retailer will be able to help you with all your questions and enquiries regarding installation, delivery, water maintenance and any technical product information you require. They will be your main contact throughout the purchase process and will be able to support you with additional services such as finance or after care.

MANUFACTURERS WARRANTY

- All customer's who purchase a Jacuzzi® branded product are offered a manufacturers warranty. An invitation card will be provided in the documents that come with your new Jacuzzi® Hot Tub.

All you need to do is visit our website and register your guarantee online (www.jacuzzi.co.uk). You will need to complete your personal details and enter the registration number from the invitation and the unique serial number of your new hot tub.

- The benefit of registering online is that you receive extra cover on top of the usual guarantee and you can check for other online offers or information about the tub you have bought. You'll find copies of Hot Tub user manuals, chemical guidance and guarantee details to help with any questions.

All Jacuzzi® hot tubs are guaranteed against manufacturing defect.

	Skyline/Unique	J400 Series	J300 Series	J200 Series
Structure*	5 years	10 years	10 years	5 years
Shell	4 years	7 years	7 years	4 years
Plumbing	2 years	3 years	3 years	2 years
Electrical**	2 years	3 years	3 years	2 years
Cover	1 year	1 year	1 year	1 year

* excludes cover ** excludes ozonator

Domestic hot tubs in commercial use are excluded from any coverage. The hot tub owner accepts liability for damage caused by repair work performed by anyone other than the manufacturer or a designated Jacuzzi® hot tub representative.



THE HOT TUB COLLECTION

www.jacuzzi.co.uk

